

Nelson Embroiderers' Guild

14th

What a Weekend

Workshops

Waimea College

Richmond - Nelson

All welcome

27th, 28th & 29th September 2019

1401 Little Bee Goldwork – Sue Lucas

This piece is worked in Goldwork techniques. It is a fun little piece to stitch that uses many different types of metal threads to create the little bee. After stitching the background honeycomb you will pad the body of the bee and then apply the metal threads in a variety of different ways. The wings are made using a stumpwork technique and attached to complete your little bee. Finished embroidery measures approximately 10 cm square. The Bee from head to tail measures approximately 4 cm in length.

Kit cost: \$60 (includes comprehensive notes, all fabrics (gold silk background), all threads, kid leather, beeswax and needles).

Level: All levels

Tutor Profile

Sue loves to stitch. She has been seriously stitching for the last 10 years, recently designing her own work. Sue loves the challenge of exploring her ideas, working through design, composition, colour, stitch and materials to bring her ideas out of her imagination so others can see and enjoy them.



1402 Exploring Background Techniques - Jill Richards

Ready for two days of inspiring creativity and experimentation? We will be exploring rust dyeing, resist and discharge techniques and mono printing on the first day.

On the second day we will continue with another form of mono printing and explore three ways to use Fast 2 Fuse as a starting point and develop it into a background.

All techniques covered can be used as a background for embroidery and further embellishment.

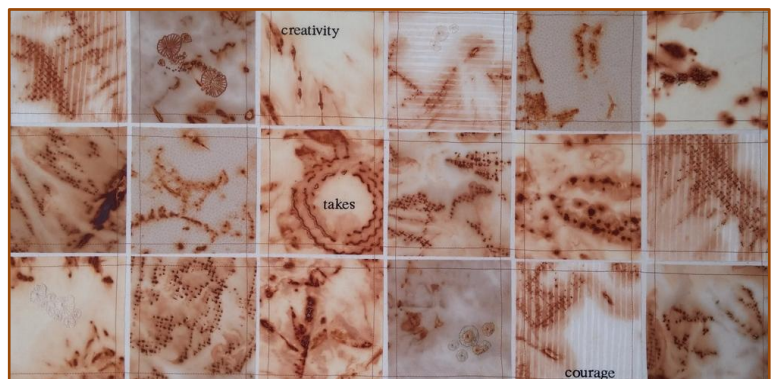
Kit cost: \$13 for a geli plate and solutions.

Level: All levels

Tutor Profile

Jill is a textile artist who has exhibited at the Nelson Art Expo twice and also the Wellington Art Show. She is a member of the Nelson Suter Art Society and a member of the collective Art Gallery.

Jill loves sharing her knowledge and seeing ways that class participants develop the techniques she has demonstrated to them. Jill says she always learns something herself from working alongside her class participants!



1403 Brazilian Flowers – Donna Kennedy

This design's flexibility will allow all levels of embroiderers to enjoy. Brazilian is all about the threads and how beautiful they can be. This piece is a mirror image of a floral curve using the specific Brazilian threads. The flowers can be made simpler using other Brazilian stitches. There will be lots of flexibility in the stitches used to make these flowers (only 2 are shown in the sample).

The finished work could be framed, wrapped over a canvas board or folded to make a book cover or needle book.

Size approx 21 x 29.7 cm.



Kit cost: \$32 (includes special rayon threads, needles, fabric and instructions).

Level: All levels

Tutor Profile

Donna joined the Rotorua Embroiderers' Guild in 1999, and has belonged to Nelson Guild and now Kapiti Guild. Donna belongs to ANZEG Extensions and really likes the informal original work that she has been able to create. Brazilian is a special technique that has always held her attention and she looks forward to sharing her knowledge again at WAW.

1404 Hundertwasser – Sarah Hooker

Open a window to the world of Friedrich Hundertwasser. In this class we use a riot of colour to stitch a wild, quirky landscape. Start with felt embroidery and use simple linear stitches to create a tree or house. Stitch this to canvas on which a background is worked that swirls, ebbs and flows around the applique. Canvas and embroidery stitches are mixed in a relaxed free form style where straight lines and accuracy are not required! Construction techniques are demonstrated at the end of class.



Kit cost: \$5 (comprehensive notes showing all steps in the project, design ideas and all the stitches).

Level: All levels

Tutor Profile

Many years in retailing of embroidery and patchwork supplies gave Sarah the opportunity to explore all fields of contemporary and traditional hand and machine stitching. Now Sarah teaches what she loves - surface stitchery and canvas work with an emphasis on students creating their own original work, having fun with colour and producing a useful item using the simplest stitches creatively.



1405 Canvaswork Miniature Sewing Kit

Heather Hamm

This class is for all levels of embroiderers as each stitch will be taught. The only ability required is to be able to count. A variety of canvaswork stitches will be worked diagonally to create an interesting design. One of the new variegated threads is a good starting point. Students will experiment with individual use of colour, using tones and shades of a few basic threads that will be stitched to complement and contrast with each other. The chosen colours may be supplemented with metallic, silk or rayon threads if so desired. This project will not be completed in class but full instructions will be given for lining and construction. Size of folded kit 7.5 x 12.5 cm; opened flat 7.5 x 25 cm.

Kit cost: \$3 (includes notes, heavyweight interfacing and 24ct canvas).

Level: All levels

Tutor Profile

Heather has been a member of the Tauranga Embroiderers' Guild for 28 years and during that time tried varying types of embroidery but always returning to her favourites, canvaswork and pulled thread. After visiting India, Heather experimented with Kantha work and following a workshop with Susan O'Conner has enjoyed surface stitchery.



1406 Frozen in the Rocks of Time – Sue Swann

This panel was inspired by the fossilised fish in the sandstone of the Wyoming cliffs and the Aboriginal rock art of Australia. During this workshop you will have the opportunity to create a similar panel in



either the autumn tones of the original panel or a Pacific colourway. You will be provided with pre dyed silk with which to create the textured background and learn how to work with silk paper to add fish to the background. A variety of stitches and threads will be used to embellish the fish. In addition, there will be an opportunity to make a piece of silk paper for a future project. Size approx 45 x 20 cm.

Kit cost: \$20 (includes silk paper and pre dyed silk crinkle chiffon, plus some silk roving for making a sample piece of silk paper).

Level: All levels

Tutor Profile

Sue has always enjoyed working with her hands and over the years has spent what leisure time she had trying a variety of hand crafts, finally finding her niche in embroidery around 20 years ago. When Sue retired she decided to do City & Guilds training as she wanted to develop the necessary skills to design her own work.



1407 Ukranian Whitework Project Case – Julie Clemett

This elegant project case introduces a number of techniques common in Ukrainian Whitework. The project will not be fully completed within class time but all portions of the pattern will be taught and time allowed for a portion of each to be stitched. Participants will be providing their own choice of fabrics and threads. A discussion and demonstration of construction steps will also be included, along with full instructions.


Design Size: 23 x 28 cm; Finished Project Case: 32 x 26 x 5 cm.

Kit cost: \$3 (full instructions).

Level: Suitable for competent beginner stitchers.

Tutor Profile

Julie began stitching at an early age and has enjoyed progressing through many, mainly traditional techniques, then using and combining these techniques into modern projects. She enjoys assisting students to master a new technique, building confidence in and appreciating their developing talents.



1408 Beaded Book Cover, Cuff, Pendant or Brooch – Mona Townson



A fun class where you can design your own book cover, a beaded cuff, or create a pendant or brooch. You will learn how to attach the different types of beads to gain movement and depth in your work. Colour, texture, size and shape of the beads will be used to create a harmonious panel which can be adapted for any of the items above. Bring your own fabric and selection of beads to reflect your favourite colours to make something you love.

Kit cost: \$4 (full instructions).

Level: All levels

Tutor Profile

Mona has used beads in her textile and jewellery work for many years. She places much importance on the colour, shape, size, and composition of each piece. Mona has successfully exhibited nationally and completed commissioned works. She has sold her jewellery in galleries New Zealand wide.



General Information for the Weekend

Location of WAW *All classes are held at Waimea College, 60 Salisbury Rd, Richmond.*

- Our registration desk will be in the entrance of the school hall and maps showing which classrooms are being used for workshops will be available.
- The school hall will be used for the Traders' Mall, morning/afternoon tea and displays of work.

Display - Catherine Dunkley Memorial Award

- This display is of WAW pieces from previous years and is selected by Viewers Choice.

Exhibition

- Please bring a piece of your work for the Exhibition. Be sure your name and the technique is attached.
- All embroideries will be all care and no responsibility and must be collected by 1:30pm Sunday.

Morning Tea & Lunches

- Complimentary morning tea with tea, coffee and home cooking will be provided on Saturday and Sunday.
- Participants need to bring their own lunch. *Please don't forget your cup, clearly labelled!*

Class Requirements

- A list of requirements will be sent to each participant with confirmation of your class.
- The cost of the kit or notes is in the brochure. Payment in cash should be given to the tutor on the first day in a named envelope.

Sewing supplies

- Please bring your usual stitching kit – scissors, needles, thimble, pincushion, frames, glasses etc.
- A small cloth or tea-towel to protect your work from the school desktops is advisable.
- A small notebook and a pencil to make notes may be helpful.

Visiting other classes

- There are to be no visits during class times.
- Lunch times are the appropriate time for this.

Mobile phones

All mobile phones need to be switched off during class.

Raffles

Don't forget your raffle money as there will be a wonderful array of prizes.

Programme

Friday 27 September

7:00 pm Registration: Waimea College Hall open for registration, collecting nametags, a school map and to drop off work for display. Traders' tables will also be open.

7:30 pm Introduction to Tutors

Saturday 28 and Sunday 29 September

Classes: 9am to Noon and 1:30 to 3:30pm

Saturday 28 September

"Mix and Mingle" 3:45 – 4:45 *Details at registration*

Expectations

It is sometimes difficult to choose a class. If you are not sure if a class is suitable for your experience, please consult another member of your Guild or contact one of us:

Sue Hawkes 03 545 7475 or 021 178 0349

Christine Weldon 03 545 1714 or 022 649 8582

Jane Couch 03 545 1119

Nicoline de Veer 03 545 2328

Registration

- Please register using the enclosed registration form. All registrations are processed on receipt of this form with payment in full.
- All registrations must be posted.
- There is a non-refundable \$10 fee.

Accommodation and Meals

- WAW participants are to arrange their own accommodation and meals.

Copyright

- Participants are reminded that each tutor's work has copyright and must not be passed on without the tutor's permission.

Disclaimer

- If unforeseen circumstances occur the What a Weekend Committee reserves the right to select tutors and classes other than those advertised and will, if time allows, advise participants affected of the changes made.

Copy for your records

Registration Form

Please complete this registration form and post to The Registrar.

The Registrar:

Sue Hawkes
368 Trafalgar Square
Nelson 7010

Phone: 03 545 7475

Mobile: 021 178 0349

Checklist:

- ☐ List all choices
- ☐ Payment, by cheque
(no staples on cheques please)
- ☐ OR payment by internet banking

Registrations to be in by 1 August 2019

Name: _____

Postal Address: _____

Postcode: _____

Telephone: _____ Mobile: _____

Email: _____

Class Selection

1 st Choice	2 nd Choice	3 rd Choice

Payment**Class Fee – all classes \$120.00**

*Cancellations received before 1 September 2019
will be subject to a fee of \$10.00.
Fees will not be refunded on cancellations received
after 1 September 2019.*

Make cheques payable to: "NEG - What a Weekend, Nelson"

OR

Deposit in Westpac bank account, NEG WAW: 03 0751 0347793 00

Use your full name then '1st Choice' number as the reference. For example:

Jane

Particulars

Smith

Code

1402

Reference

You still need to post the registration form to The Registrar no matter how payment is made.

Registration Form

Please complete this registration form and post to The Registrar.

The Registrar:

Sue Hawkes
368 Trafalgar Square
Nelson 7010

Phone: 03 545 7475

Mobile: 021 178 0349

Checklist:

- ☐ List all choices
- ☐ Payment, by cheque
(no staples on cheques please)
- ☐ **OR** payment by internet banking

Registrations to be in by 1 August 2019

Name: _____

Postal Address: _____

Postcode: _____

Telephone: _____ Mobile: _____

Email: _____

Class Selection

1 st Choice	2 nd Choice	3 rd Choice

Payment

Class Fee – all classes \$120.00

Cancellations received before 1 September 2019 will be subject to a fee of \$10.00.

Fees will not be refunded on cancellations received after 1 September 2019.

Make cheques payable to: "NEG - What a Weekend, Nelson"

OR

Deposit in Westpac bank account, NEG WAW: 03 0751 0347793 00

Use your full name then '1st Choice' number as the reference. For example:

Jane

Smith

1402

Particulars

Code

Reference

You still need to post this registration form to The Registrar no matter how payment is made.